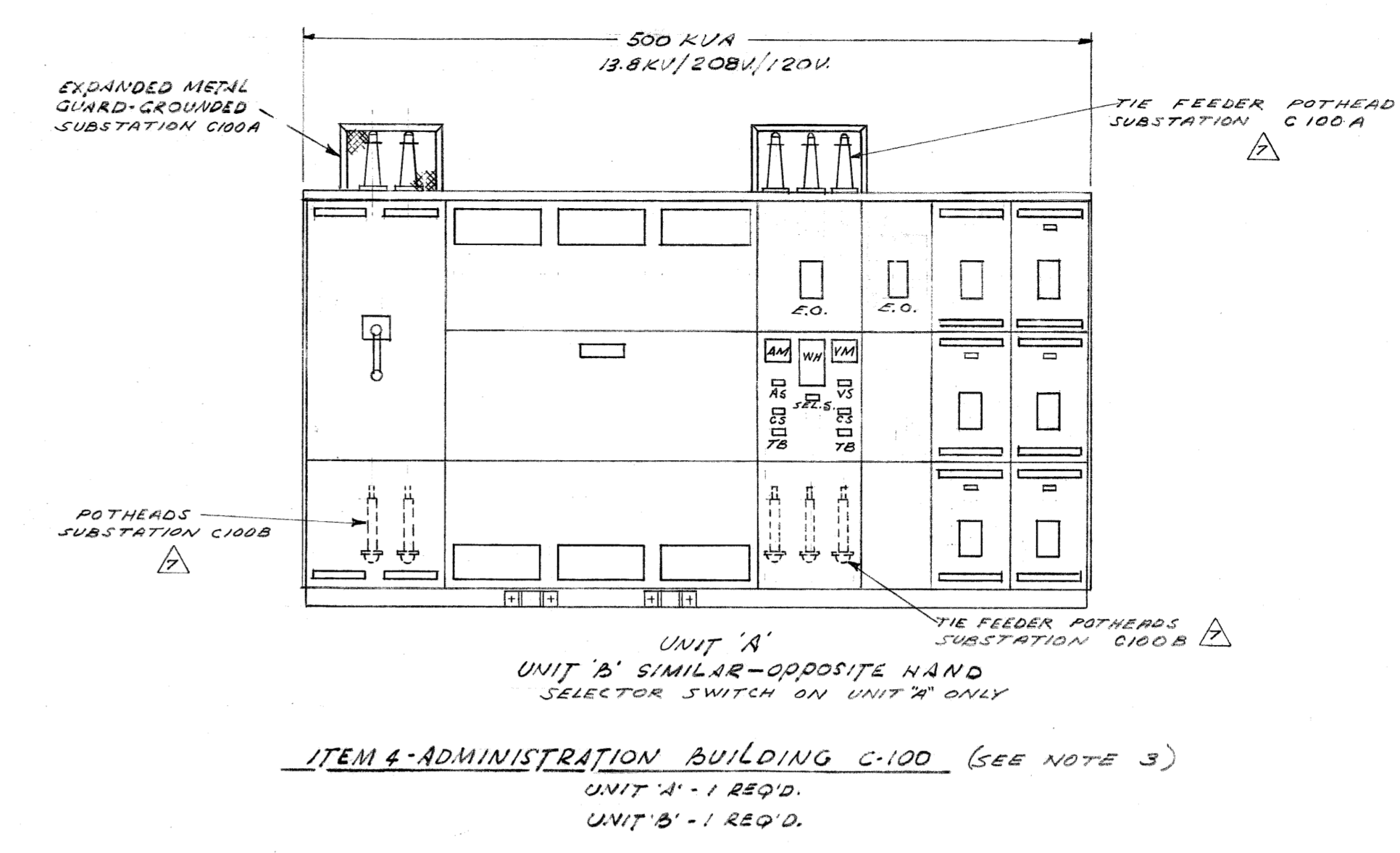
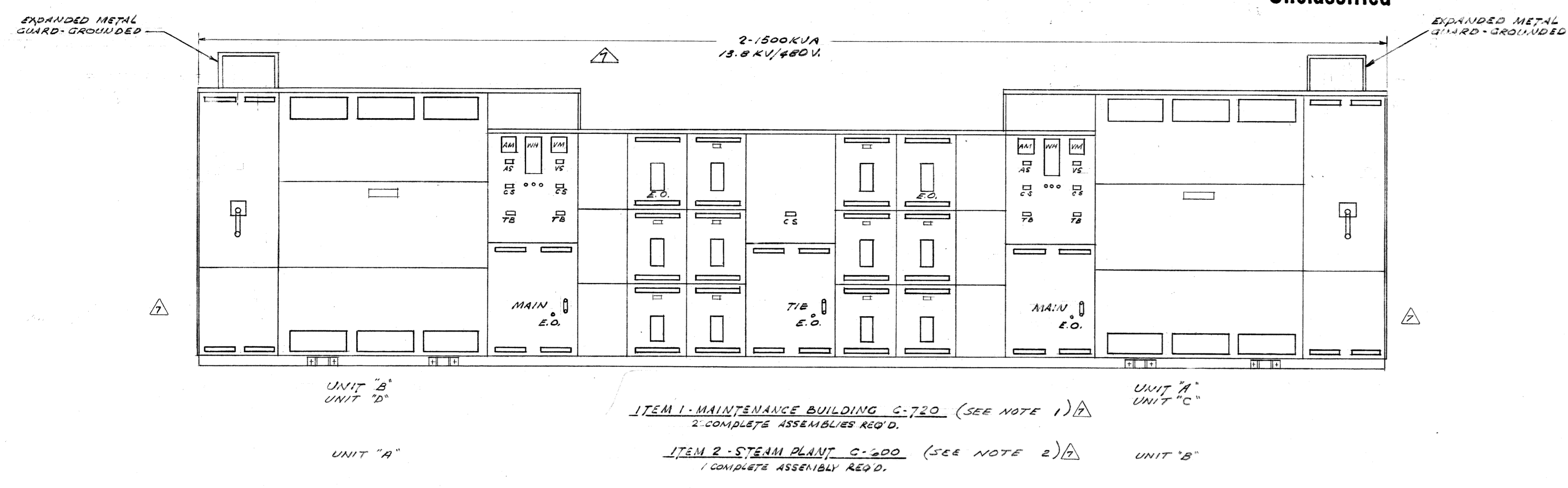
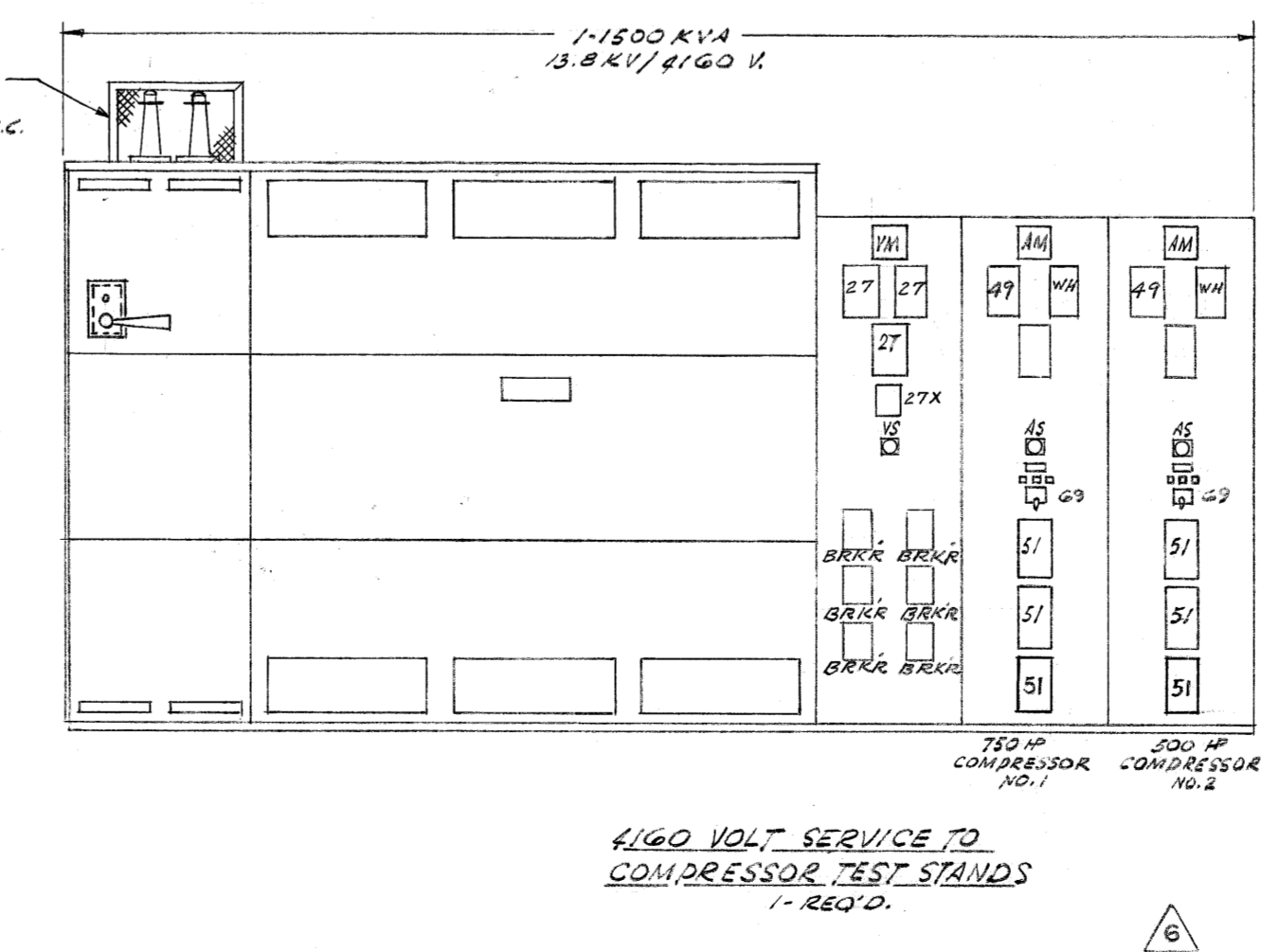
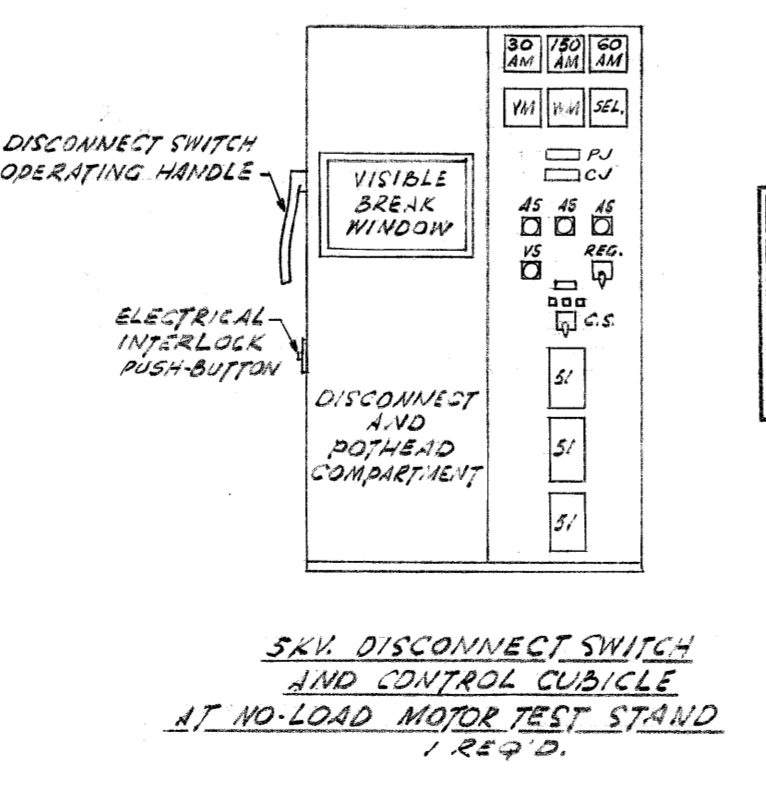
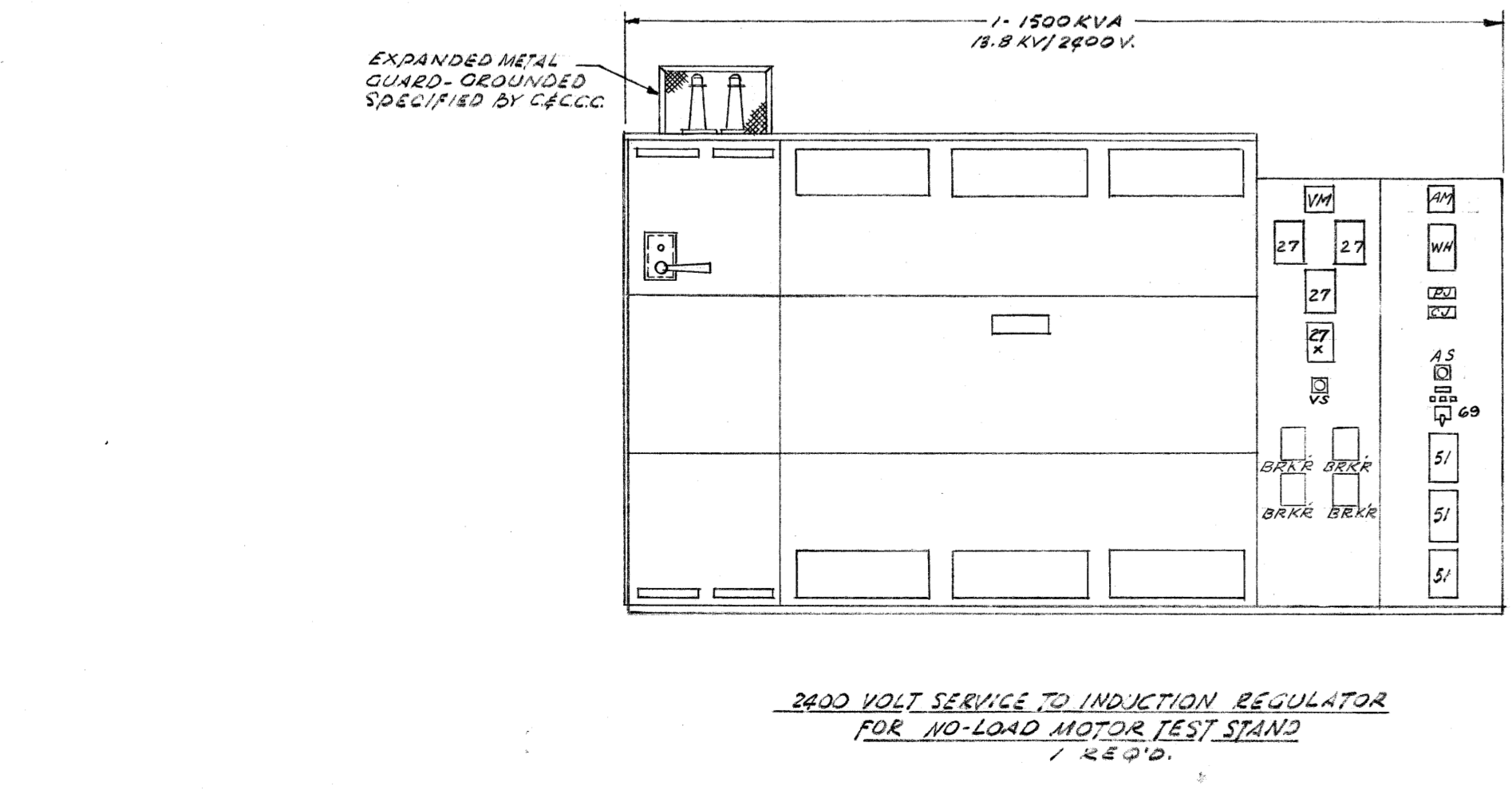
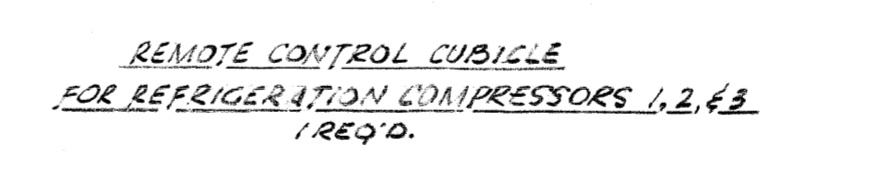
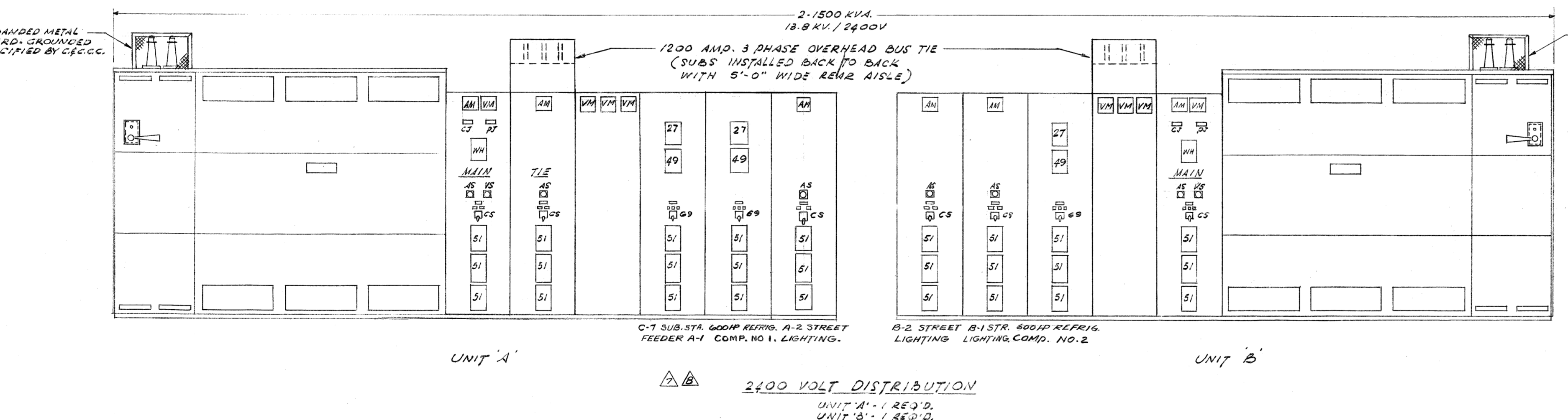
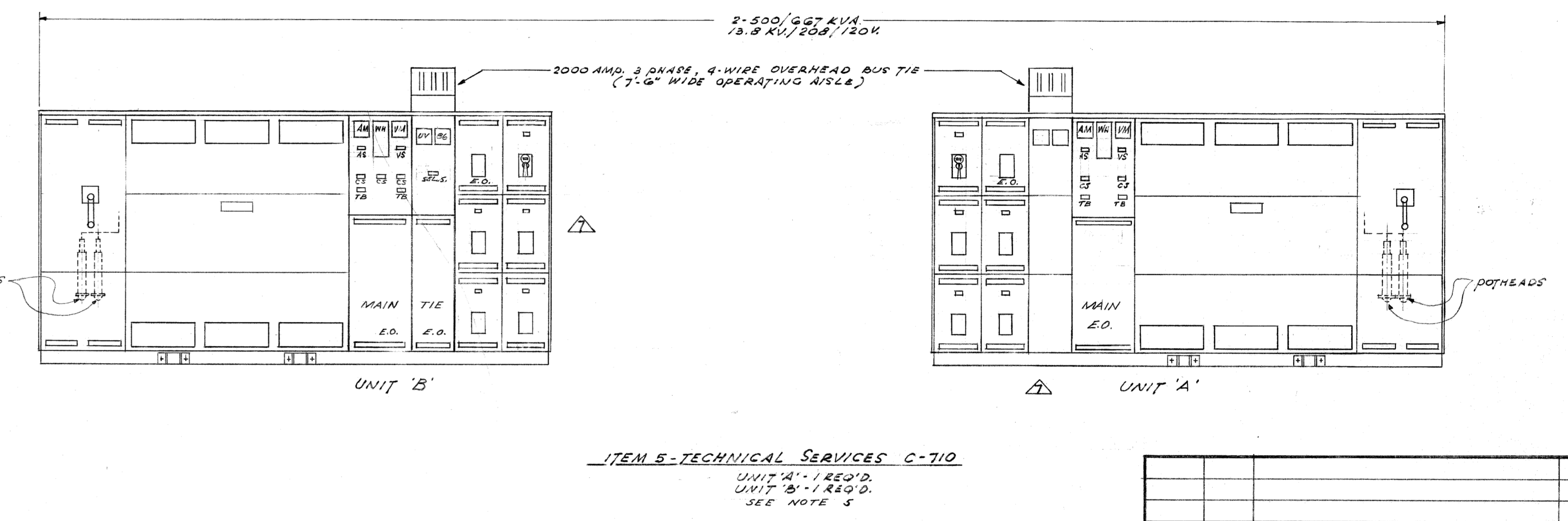
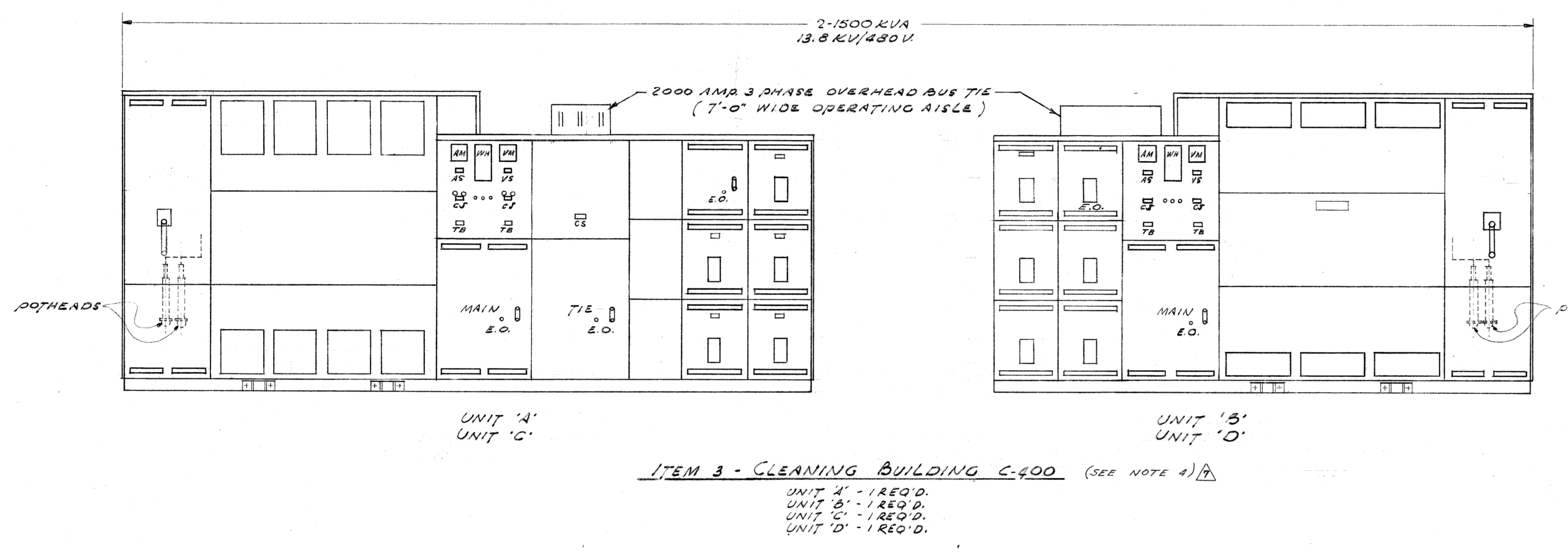


Unclassified



LEGEND

AM	AMMETER
VM	VOLTMETER
AS	AMMETER SWITCH
VS	VOLTMETER SWITCH
CJ	CURRENT JACKS
DJ	POTENTIAL JACKS
WM	INTEGRATING WATT/OUR METER
E.O.	ELECTRICALLY OPERATED CONTROL SWITCH
SEC.	SELSYN RECEIVER
WM	WATT METER
REG.	REGULATOR 'RAISE-LOWER' SWITCH
27	VOLTAGE RELAY - TIME DELAY
27X	AUXILIARY RELAY FOR 27
23	CONTROL SELECTOR SWITCH
49	THERMAL OVERLOAD RELAY
51	INSTANTANEOUS OVERCURRENT RELAY
49	PERMISSIVE CONTROL SWITCH
83	SELECTIVE CONTROL RELAY
83X	AUXILIARY RELAY FOR 83
86	LOCKOUT RELAY - LATCHED



NOTES

- 1- SEE I.T.E. CO. DWGS # 265425, 265426, 21825-3, & 21825-14
- 2- SEE WARNER ELEC. CO. DWGS # 70 14788 & 70 14788B
- 3- SEE I.T.E. CO. DWGS # 265425, 265426
- 4- SEE WARNER ELEC. CO. DWGS # 70 14788, 70 14788B
- 5- SEE I.T.E. CO. DWGS # 265425, 265426, 21825-3, & 21825-14
- 6- SEE WARNER ELEC. CO. DWGS # 70 14788, 70 14788B
- 7- SEE I.T.E. CO. DWGS # 265425, 265426, 21825-3, & 21825-14
- 8- SEE WARNER ELEC. CO. DWGS # 70 14788, 70 14788B
- 9- SEE I.T.E. CO. DWGS # 265425, 265426, 21825-3, & 21825-14
- 10- SEE WARNER ELEC. CO. DWGS # 70 14788, 70 14788B

CLASSIFICATION CHANGED TO **Unclassified**
 By Authority of **DDE HC 37197**
 On **11/13/98**
 By **W. J. KOTLIK**
 Verified by **W. J. KOTLIK**
 Martin Marietta, PDD

CLASSIFICATION REVIEW

1ST REVIEWER	DATE	CLASSIFICATION
2ND REVIEWER	DATE	CLASSIFICATION
3RD REVIEWER	DATE	CLASSIFICATION
4TH REVIEWER	DATE	CLASSIFICATION
5TH REVIEWER	DATE	CLASSIFICATION
6TH REVIEWER	DATE	CLASSIFICATION
7TH REVIEWER	DATE	CLASSIFICATION
8TH REVIEWER	DATE	CLASSIFICATION
9TH REVIEWER	DATE	CLASSIFICATION
10TH REVIEWER	DATE	CLASSIFICATION

BT Images, Inc.
 00001325

UNCLASSIFIED

REV. NO.	DATE	ISSUED FOR	BY	APP. DATE
0	11-3-53	AS BUILT		11-3-53
1	3/2/54	REVISION REQUEST NO. 713	R.A.	3/5/54
2	4/24/51	REVISION REQUEST NO. 74	R.A.	4/29/51
3	7/14/51	REVISION OVERLOAD RELAYS	R.A.	7-19-51
4	7/5/51	CONSTRUCTION	B.	7-3-51
5	6-28-51	APPROVAL A.C. FOR NO-LOAD MOTOR TEST, CONDENSOR TEST, & 2400V DISTRIB.	E.M.	
6	5-17-51	APPROVAL A.C.		

UNIT SUBSTATIONS

DRAWING APPROVED-DATE	DRAWING APPROVED-DATE	DRAWING APPROVED-DATE
W. J. KOTLIK	R.A. WALKER	R.J. BROWN
6-23-51	7-2-51	7-3-51
ARCHITECT ENGINEER	CHIEF ENGINEER	ELECTRICAL ENGINEER

PROJECT: "C" PLANT
 SHEET: 8768
 TITLE: C5-5-E

Unclassified