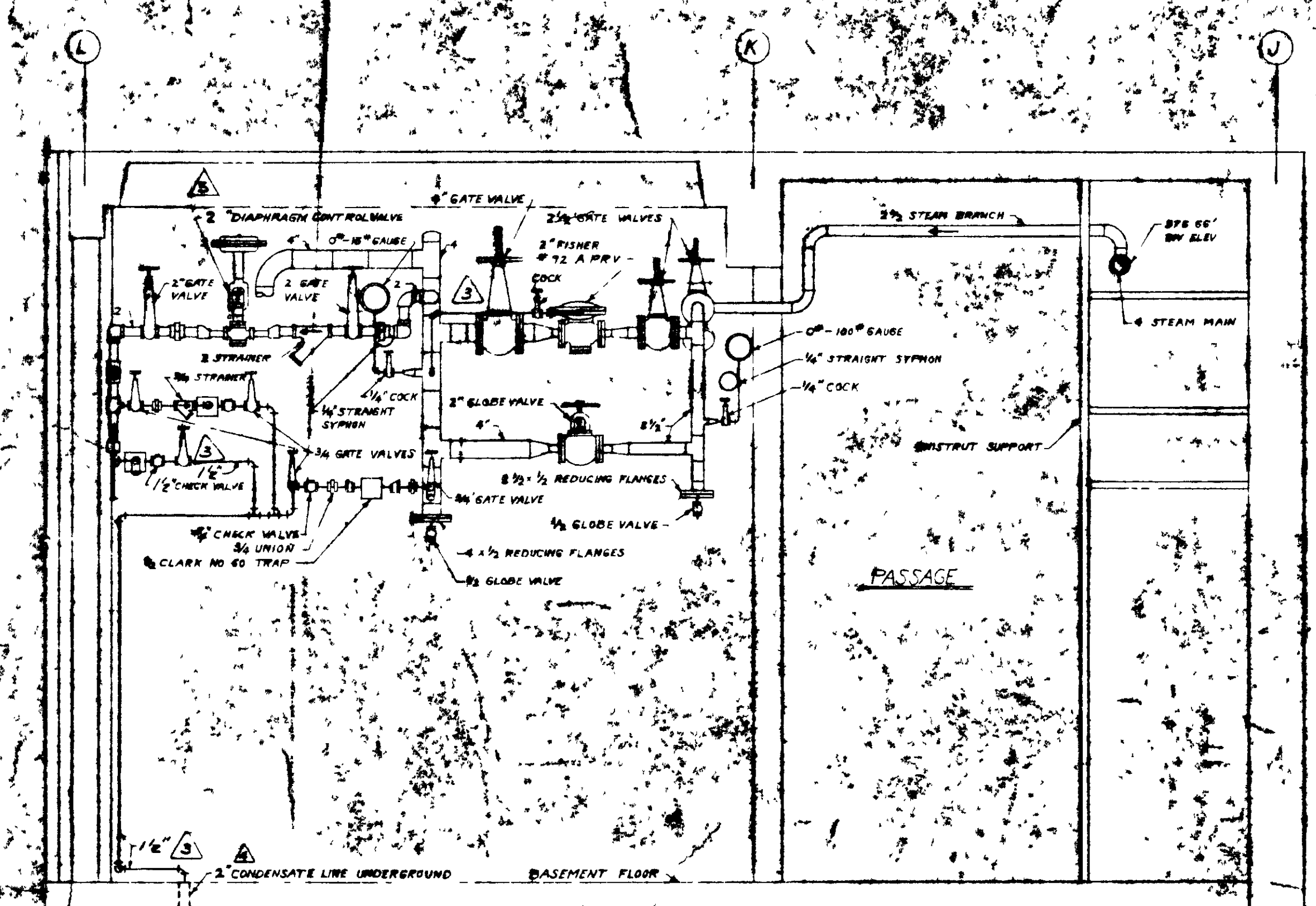
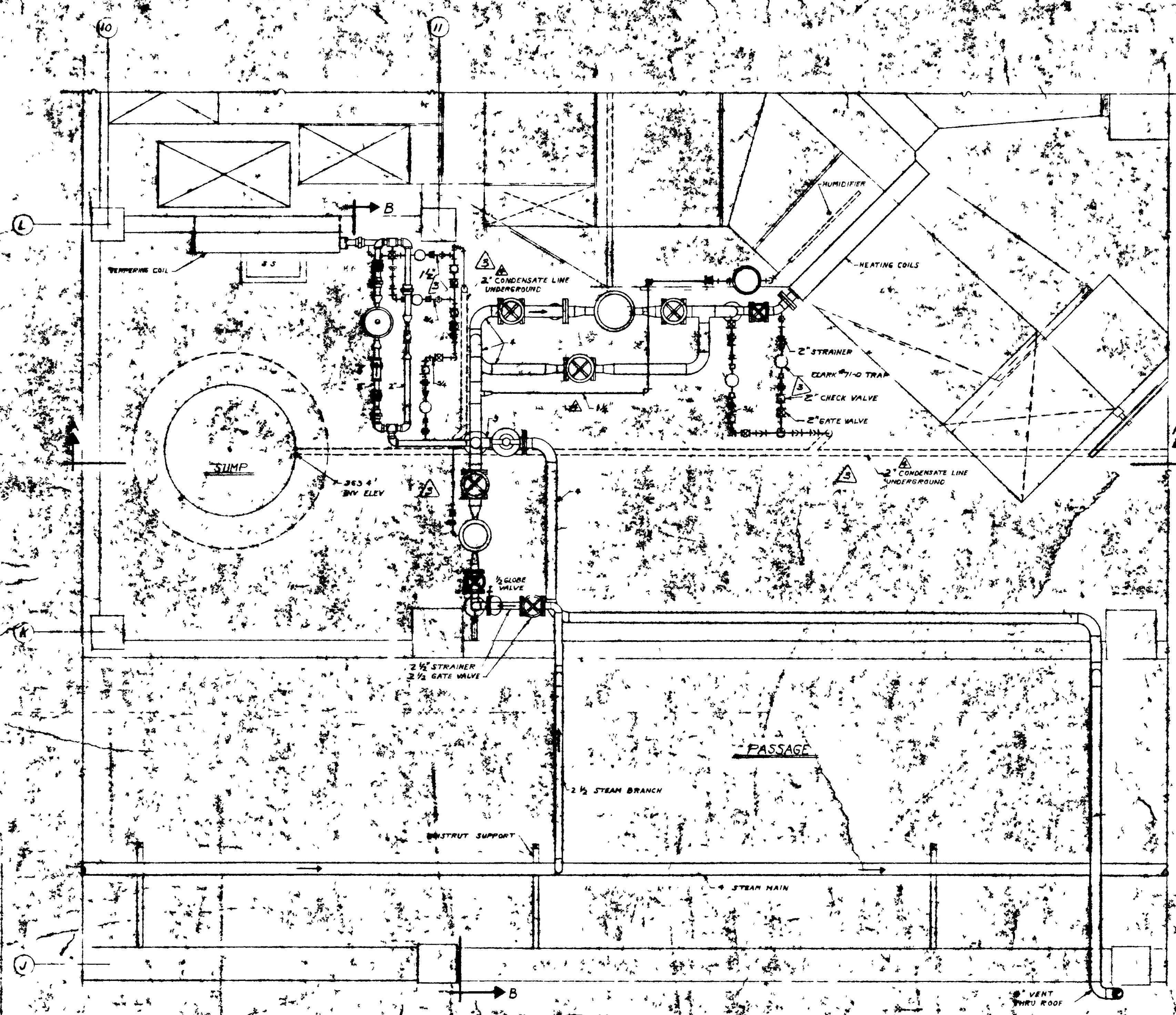


Unclassified

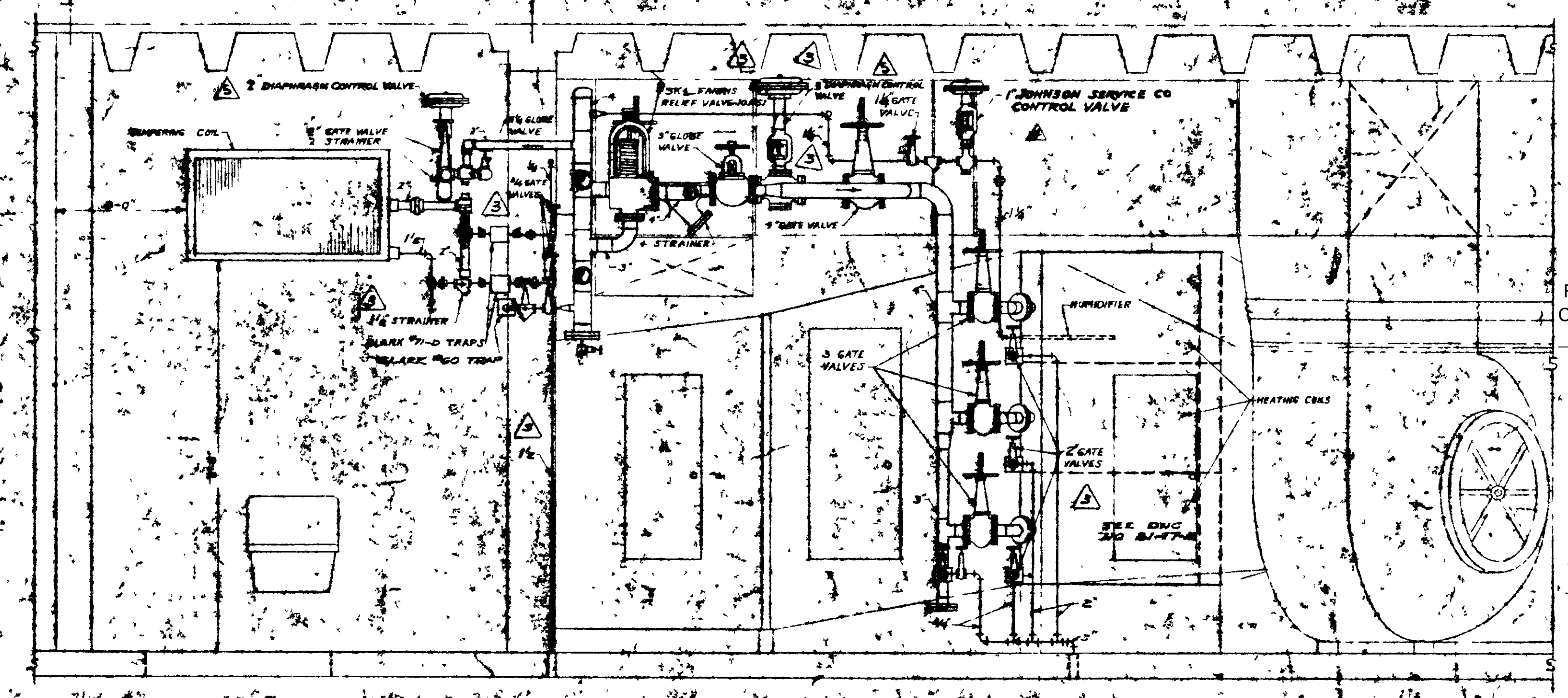


GENERAL NOTES

- 1. PITCH ALL STEAM AND CONDENSATE PIPING IN DIRECTION OF FLOW NOT LESS THAN 1/4" TO EACH 10' HORIZONTAL DISTANCE.
- 2. PRESSURE REDUCING VALVE TO BE FISHER TYPE 92-A OR EQUAL, 300# REDUCTION FROM APPROXIMATELY 50 P.S.I. TO 5 P.S.I. STEAM PRESSURE.
- 3. MODULATING STEAM CONTROL VALVES TO BE FISHER TYPE 555-T DIAPHRAGM MOTOR, SINGLE SEATED WITH SHIRT-GUIDED CHARACTERIZED PORT WHEN VALVE TO CLOSE ON AIR FAILURE, OR EQUAL.
- 4. COIL TRAPS TO BE NO. 7-D INVERTED BUCKET TYPE, OR APPROXIMATELY EQUAL COIL TRAPS TO Q.E. 410-60.
- 5. MAXIMUM REQUIREMENTS: PRESSURE REDUCING VALVE - 2000#/HR HEATING COILS - 1500#/HR TEMPERING COILS - 310#/HR HUMIDIFIER - 150#/HR

REFERENCE DRAWINGS

- BI-8-M CENTRAL EQUIPMENT ROOM
- BI-10-M PIPING LAYOUT - BASEMENT & TUNNELS
- BI-17-M STEAM CONNECTIONS ISOMETRICS
- BI-24-M VENTILATING SYSTEMS - EQUIPMENT ROOMS
- BI-25-M PIPING LAYOUT - ANCHORS & SUPPORTS
- BI-27-M STEAM PRESSURE REDUCING STATIONS



REVIEWED FOR CLASSIFICATION  
RLH 08/23/84  
Initials / Date  
UNCLASSIFIED

UNCLASSIFIED

APPROVED FOR CONSTRUCTION

DATE: 1-17-52

BY: [Signature]

Unclassified

1-17-52

1-24-52

1-24-52

BT Images, Inc  
00000614

REV. NO.	DATE	BY	FOR	REASON
6	1/16/52	AS GILTY		REVISED
5	4-20-52	DEVIATION REQUEST NO. 180-M		
4	4-24-52	REVISION REQUEST NO. 542		
3	3-20-52	REVISION REQUEST NO. 458		
2	1-21-52	CONSTRUCTION		
1	1-17-52	APPROVAL	AEC	

UNITED STATES  
ATOMIC ENERGY COMMISSION

SMITH, HINCHMAN & GRYLLS, INC.  
ARCHITECTS & ENGINEERS  
DETROIT 26, MICHIGAN

DRAWING TITLE  
PIPING LAYOUT - STEAM  
CENTRAL EQUIPMENT ROOM

DESIGNED BY W. E. GRIFFIN 1-21-52	CHECKED BY R. J. BRUNN 1-21-52
DRAWN BY [Signature]	SCALE 1/2"=1'-0"

C'S PLANT ADMINISTRATION 81-42

Unclassified